



District Report Card: 2017


State: Chhattisgarh	District: Kanker
Class: 8	Subject: Language
Schools: 49	Students: 1043


Participation/Coverage


Students

GENDER 	Boys		Girls	
	Number	%	Number	%
	517	49.57	526	50.43

AREA 	Rural		Urban	
	Number	%	Number	%
	962	92.23	81	7.77

CATEGORY 	SC		ST		OBC		GEN	
	Number	%	Number	%	Number	%	Number	%
	35	3.36	605	58.01	211	20.23	192	18.41

CWSN 	LD	VI	HI	S&LD	ID	Oth
	3	1	3	1	0	2

Management 	Government		Government-aided	
	Number	%	Number	%
	1043	100.00	0	0.00

Average Performance of Students in Language (%)

Overall	Gender		Area		Management		Social Group			
	Male	Female	Rural	Urban	Govt.	Aided	SC	ST	OBC	GEN
49.60	49.39	49.81	49.42	51.77	49.60	0.00	53.71	47.53	53.40	51.22

Performance on Learning Outcomes (LOs)

Learning Outcomes	Description	Average Performance(%)
L813	Read textual/non-textual materials with comprehension and identifies the details, characters, main idea and sequence of ideas and events while reading	49.60

Range of Performance of Students who Answered Correctly							
Below 30%		30% - 50%		50% - 75%		Above 75%	
Number	%	Number	%	Number	%	Number	%
229	21.96	278	26.65	384	36.82	152	14.57

Lowest Performing Learning Outcomes (LOs)

1 - Read textual/non-textual materials with comprehension and identifies the details, characters, main idea and sequence of ideas and events while reading (49.60)